





















Food Is CAtegorical™

Name That Food: Fruit and Vegetable Photo Glossary

Directions: Welcome to the Name That Food: Fruit and Vegetable Photo Glossary! Here you can see real pictures of some of the fruits and vegetables found in the Food Is CAtegorical™ books. Once you've figured out what bok choy looks like, you can use the blank spaces to make your own glossary of foods from different food groups. Yum!

 <p>bok choy</p>	 <p>brussels sprout</p>	 <p>butternut squash</p>	 <p>cabbage</p>	 <p>cauliflower</p>
 <p>collard greens</p>	 <p>eggplant</p>	 <p>honeydew melon</p>	 <p>kiwi</p>	 <p>mango</p>
 <p>papaya</p>	 <p>pinto beans</p>	 <p>plum</p>	 <p>prune</p>	 <p>radish</p>
 <p>sweet potato</p>	 <p>swiss chard</p>	 <p>tangerine</p>	 <p>turnip</p>	 <p>yam</p>